



BRIGHTTEK
BRIGHTTEK (EUROPE) LIMITED

Brighten up The World With LED!



ISO/TS 16949:2009



BS EN ISO 14001:2004



QC 080000 IECQ HSPM

PRODUCT DATASHEET



- ▶ Ceramic High Power
- ▶ 3939 2.56t Series
- ▶ UV (270~280nm)

NOQ63S40Z



Release Date: 04 December 2022 Version: A1.0



3939 2.56t Series

RoHS Compliant



FEATURES:

- **Package:** Ceramic SMT Package with Quartz Glass Lens
- **Forward Current:** 350mA
- **Forward Voltage (typ.):** 7.0V
- **Radiant Power (typ.):** 60mW@350mA
- **Colour:** Ultraviolet (UV)
- **Wavelength:** 270~280nm
- **Viewing angle:** 60°
- **Materials:**
 - Die: InGaN
 - Resin: Quartz Glass (Water Clear)
 - L/F: AlN
- **Junction Temperature:** +85°C
- **Operating Temperature:** -30~+60°C
- **Storage Temperature:** -40~+100°C
- **Grouping parameters:**
 - Forward voltage
 - Radiant power
 - Peak Wavelength
- **Soldering methods:** Reflow soldering
- **MSL:** Level 4 according to J-STD020
- **Packing:** 12mm tape with min.100pcs/reel, ø180mm (7")

APPLICATIONS:

- Disinfection
- Sterilization
- Bio-Analysis
- Detection
- Sensor Light
- Fluorescent Spectroscopy

**CHARACTERISTICS:**

Absolute Maximum Characteristics (Ta=25°C)

Parameter	Symbol	Ratings	Unit
Maximum Forward Current	I _{MAX}	350	mA
Junction Temperature	T _j	85	°C
Thermal Resistance Junction to Solder Point	R _{THJS}	12.5	°C/W
Junction Temperature	T _J	85	°C
Operating Temperature	T _{OPR}	-30~+60	°C
Storage Temperature	T _{STG}	-40~+100	°C
Electrostatic Discharge	ESD	2000	V
Solder Temperature	T _{SOL}	245	°C

Electrical & Optical Characteristics (Ta=25°C)

Parameter	Symbol	Values			Unit	Test Condition
		Min.	Typ.	Max.		
Forward Voltage	V _F	6.0	---	8.0	V	I _F =350mA
Radiant Power	P _O	40	---	80	mW	I _F =350mA
Wavelength	W _P	270	---	280	nm	I _F =350mA
Viewing Angle	2θ _{1/2}	---	60	---	deg	I _F =350mA

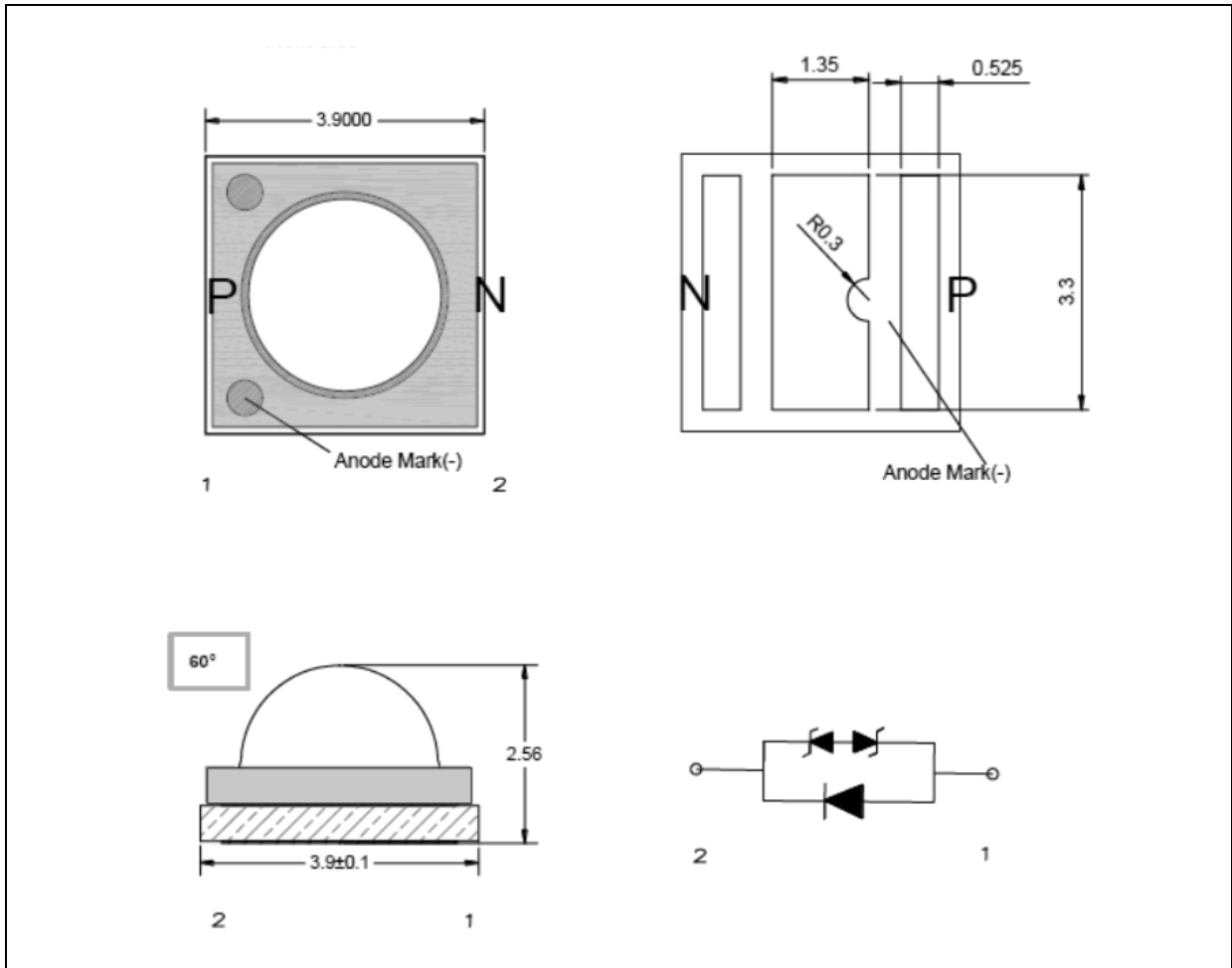
1. Radiant Power (P_O) ±10%, Forward Voltage (V_F) ±0.2V, Viewing angle(2θ_{1/2}) ±10°, Wavelength (nm) ±2nm



BRIGHTTEK
BRIGHTTEK (EUROPE) LIMITED

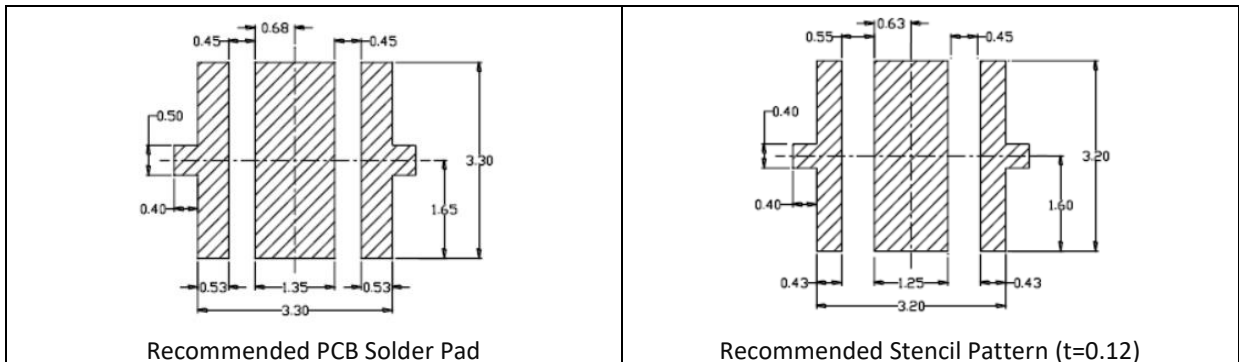
OUTLINE DIMENSION:

Package Dimension:



1. All dimensions are in millimetre (mm).
2. Tolerance ± 0.13 mm, unless otherwise noted.

Recommended Soldering Pad Dimension:



1. Dimensions are in millimetre (mm).
2. Tolerance ± 0.13 mm with angle tolerance $\pm 0.5^\circ$.



BINNING GROUPS:

Forward Voltage Classifications ($I_F = 350\text{mA}$):

Code	Min.	Max.	Unit
V1	6.0	8.0	V

Radiant Power Classifications ($I_F = 350\text{mA}$):

Code	Min.	Max.	Unit
H1	40	60	mW
H2	60	80	

Wavelength Classifications ($I_F = 350\text{mA}$):

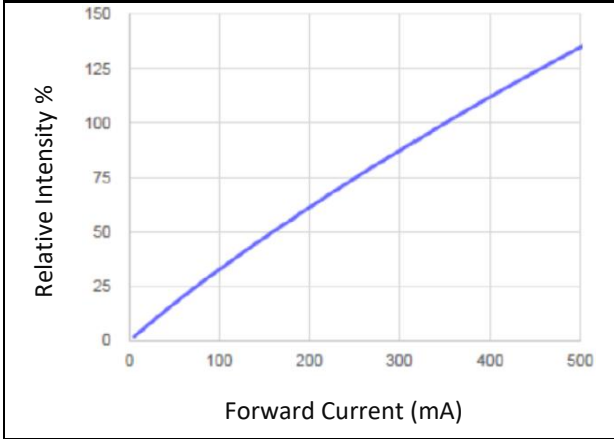
Code	Min.	Max.	Unit
UVC275	270	280	nm



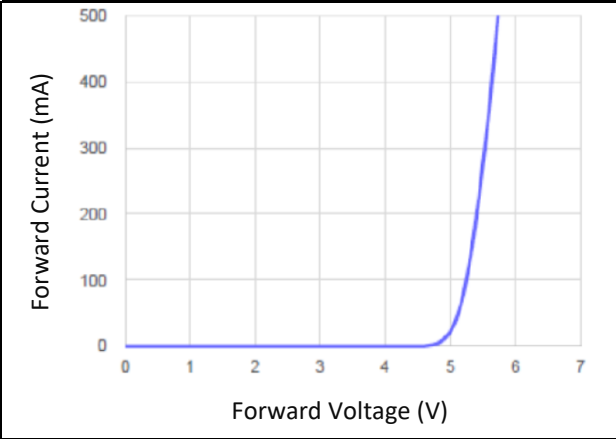
BRIGHTEK
BRIGHTEK (EUROPE) LIMITED

ELECTRO-OPTICAL CHARACTERISTICS:

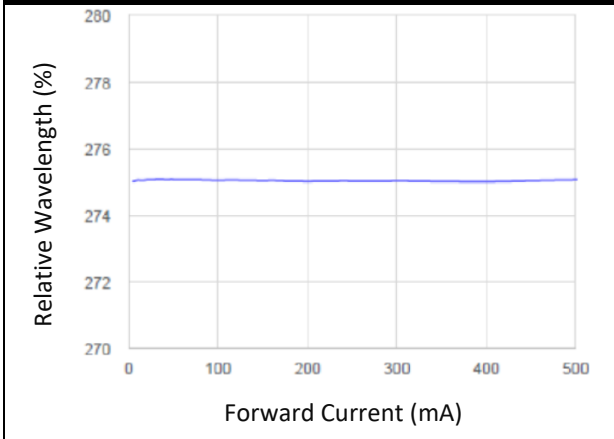
Relative Intensity v.s. Forward Current



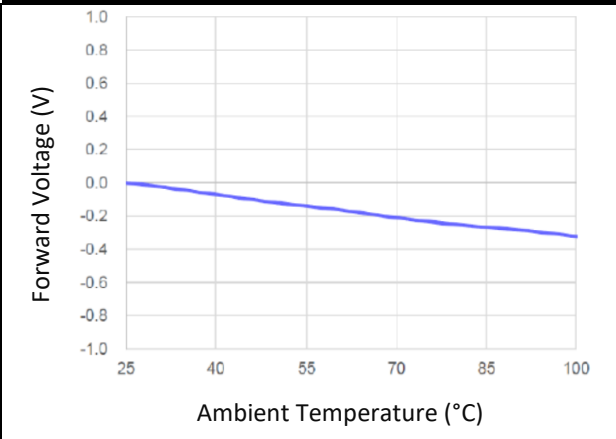
Forward Current v.s. Forward Voltage



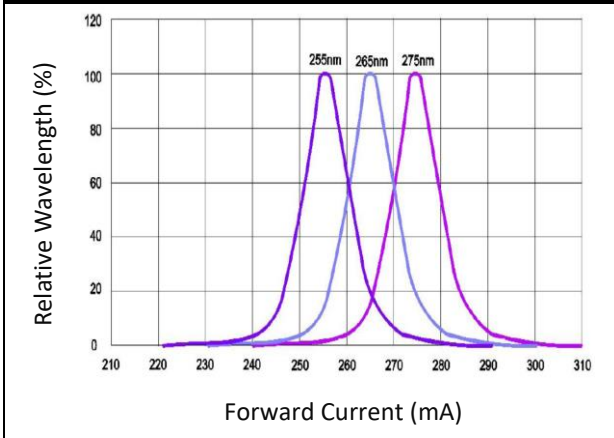
Forward Current v.s. Wavelength



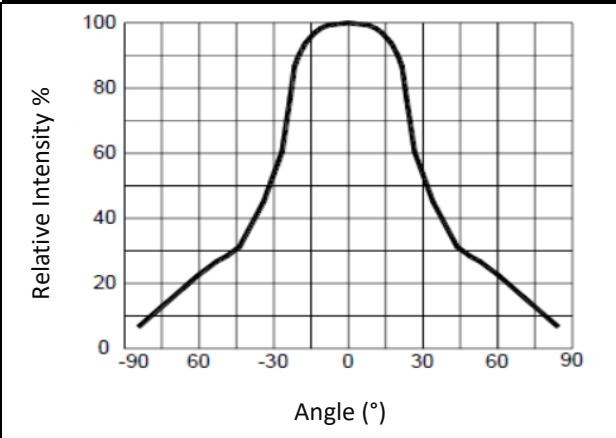
Forward Voltage v.s. Temperature



Forward Current v.s. Wavelength



Directive Radiation

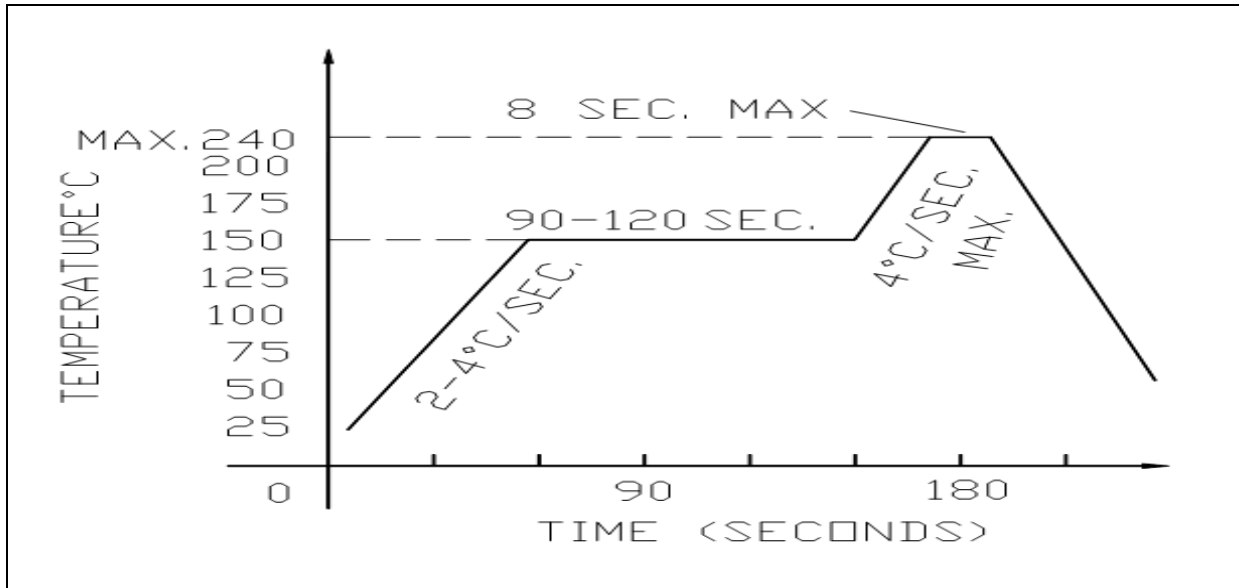




BRIGHTTEK
BRIGHTTEK (EUROPE) LIMITED

RECOMMENDED SOLDERING PROFILE:

Lead-free Solder:



Note:

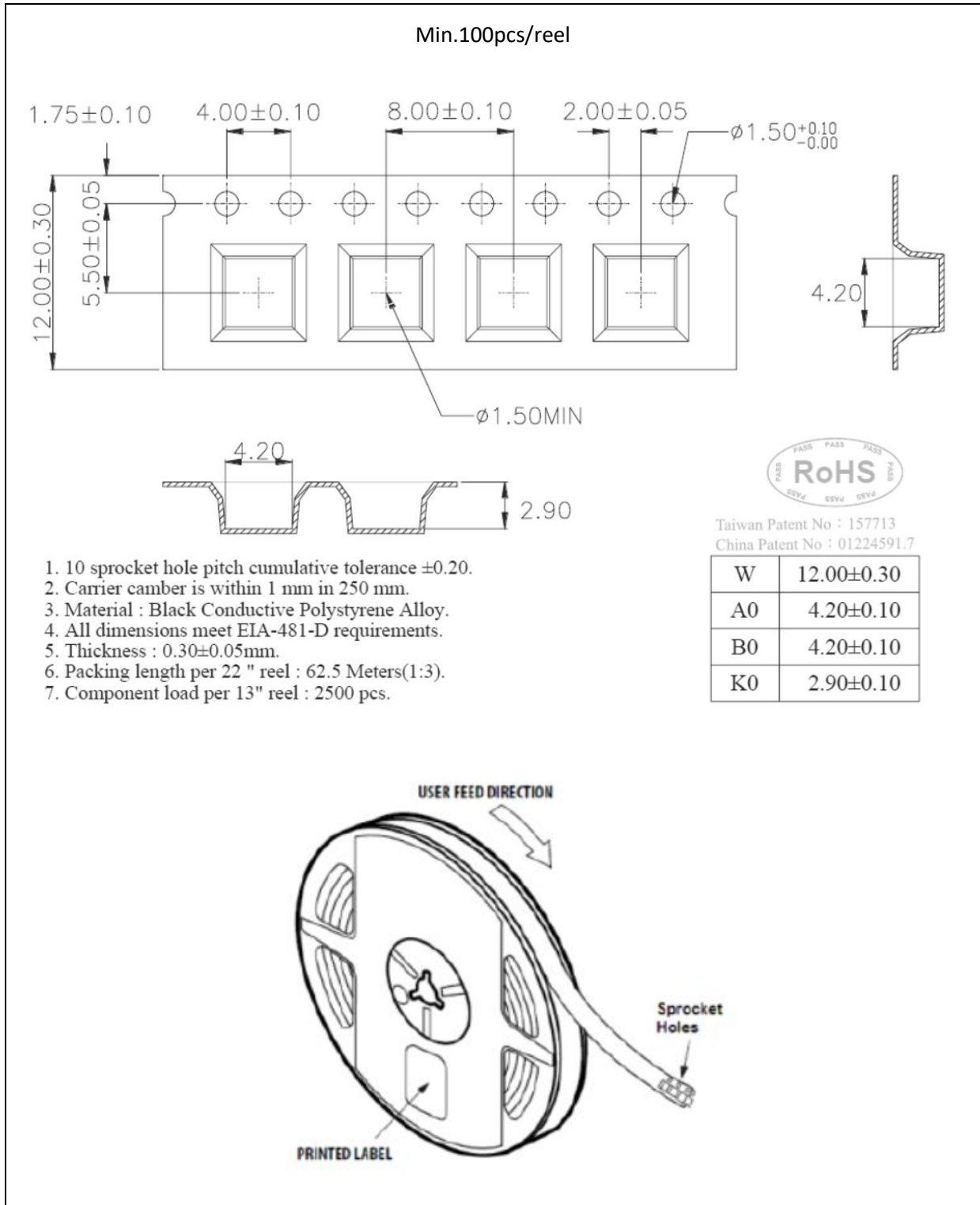
1. Maximum reflow soldering: 1 time.
2. Recommended reflow temperature 240°C. Maximum soldering temperature should be limited to 245°C.
3. Before, during, and after soldering, should not apply stress on the components and PCB board.



BRIGHTTEK
BRIGHTTEK (EUROPE) LIMITED

PACKING SPECIFICATION:

Reel Dimension:





PRECAUTIONS OF USE:

Storage:

It is recommended to store the products in the following conditions:

- Humidity: 60% R.H. Max.
- Temperature: 5°C~30°C (41°F ~86°F).

Shelf life in sealed bag: 12 months at 5°C~30°C and <60% R.H.

Once the package is opened, the products should be used within 72 hours. Otherwise, they should be kept in a damp-proof box with desiccating agent <10% R.H. and apply baking before use.

Baking:

It is recommended to bake the LED before soldering if the pack has been unsealed for longer than 24hrs. The suggested baking conditions are as follows:

- 60±3°C x 12hrs and <5%RH, taped / reel package.

It's normal to see slight color fading of carrier (light yellow) after baking in process.

Testing Circuit:



Must apply resistor(s) for protection (over current proof).

Cleaning:

Use alcohol-based cleaning solvents such as isopropyl alcohol to clean the LED carrier / package. Avoid putting any stress force directly on to the LED lens.

ESD (Electrostatic Discharge):

Static Electricity or power surge will damage the LED. Use of a conductive wrist band or anti-electrostatic glove is recommended when handling the LED all time. All devices, equipment, machinery, work tables, and storage racks must be properly grounded.

In the events of manual working in process, make sure the devices are well protected from ESD at any time.



BRIGHTEK
BRIGHTEK (EUROPE) LIMITED

REVISION RECORD:

Version	Date	Summary of Revision
A1.0	04/12/2022	New datasheet format.