



BRIGHTTEK
BRIGHTTEK (EUROPE) LIMITED

Brighten Up The World With LED!



ISO/TS 16949:2009



BS EN ISO 14001:2004



QC 080000 IECQ HSPM

PRODUCT DATASHEET



- ▶ PLCC6 SMD
- ▶ 3433 1.92t Series
- ▶ Red (615nm)

NOR40S12



Release Date: 03 October 2021 Version: A1.1



3433 1.92t Series

RoHS Compliant



FEATURES:

- **Package:** PLCC6 Top View White SMT Package
- **Forward Current:** 140mA
- **Forward Voltage (typ.):** 2.2V
- **Luminous Intensity (typ.):** 8110mcd@140mA
- **Colour:** Red
- **Wavelength (typ.):** 615nm
- **Viewing angle:** 120°
- **Materials:**
 - Resin: Silicon (Water Clear)
 - L/T Finish: Ag plated
- **Operating Temperature:** -40~+105°C
- **Storage Temperature:** -40~+105°C
- **ESD (HBM):** 2kV
- **Grouping parameters:**
 - Forward voltage
 - Luminous intensity
 - Dominant Wavelength
- **Soldering methods:** IR Reflow
- **MSL:** acc. to JEDEC Level 2a (J-STD20D)
- **Packing:** 12mm tape with max.1000/reel, ø180mm (7")

APPLICATIONS:

- Automotive
- Decorative Lighting
- Backlighting
- Indicator
- Dashboard
- Display

CHARACTERISTICS:

Absolute Maximum Characteristics (Ta=25°C)

Parameter	Symbol	Ratings	Unit
Forward Current	I _F	200	mA
Pulse Forward Current Duty 1/10, width 0.1ms	I _{PF}	240	mA
Reverse Voltage	V _R	10	V
Reverse Current @10V	I _R	10	μA
Junction Temperature	T _J	125	°C
Electrostatics Discharge (HBM)	ESD	2000	V
Operating Temperature	T _{OPR}	-40~+105	°C
Storage Temperature	T _{STG}	-40~+105	°C
Soldering Temperature	T _{SD}	260	°C
Thermal Resistance Junction/Soldering Point	R _{THJ-S}	80	°C/W

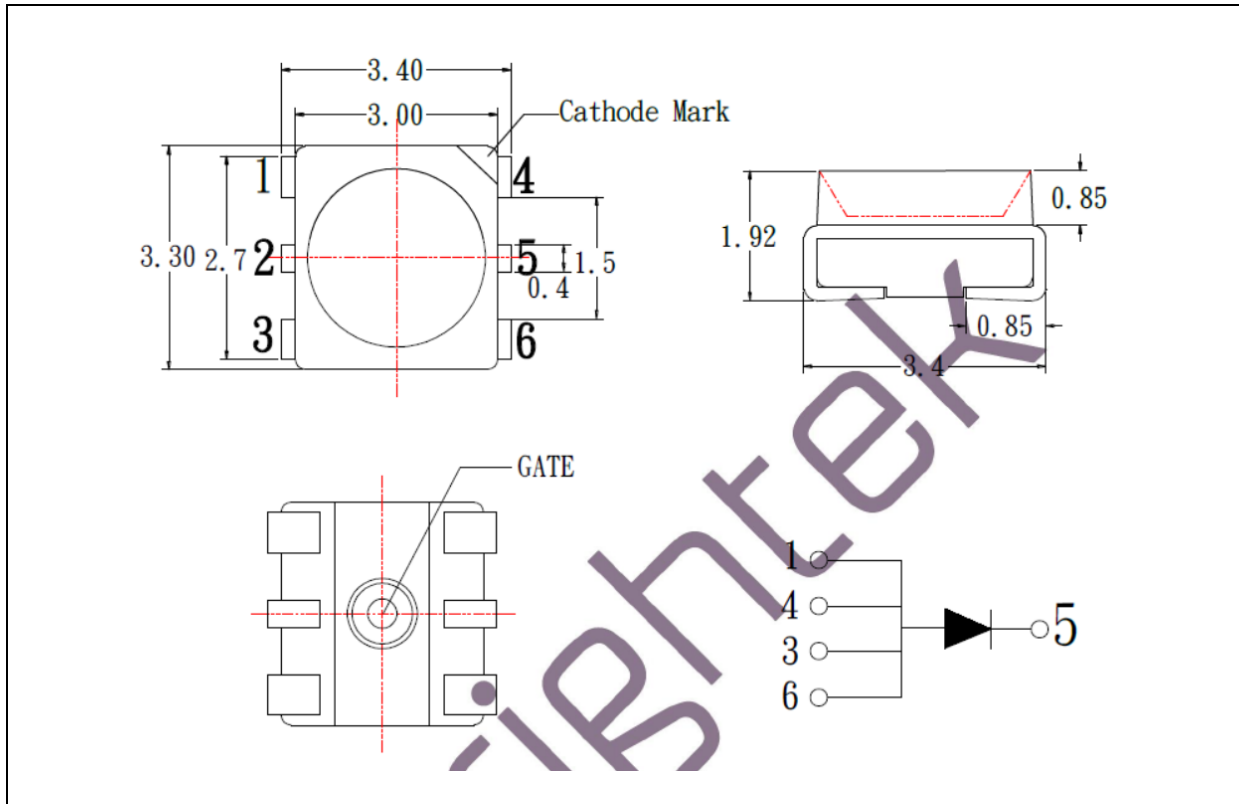
Electrical & Optical Characteristics (Ta=25°C)

Parameter	Symbol	Values			Unit	Test Condition
		Min.	Typ.	Max.		
Forward Voltage	V _F	1.9	2.2	2.7	V	I _F =140mA
Luminous Intensity	I _v	4600	8110	---	mcd	I _F =140mA
Luminous Flux	Φ _v	---	24	---	lm	I _F =140mA
Dominant Wavelength	λ _D	609	---	621	nm	I _F =140mA
Viewing Angle	2θ _{1/2}	---	120	---	deg	I _F =140mA

1. Luminous intensity (I_v) ±10%, Forward Voltage (V_F) ±0.1V, Viewing angle(2θ_{1/2}) ±5%, Wavelength ±1nm

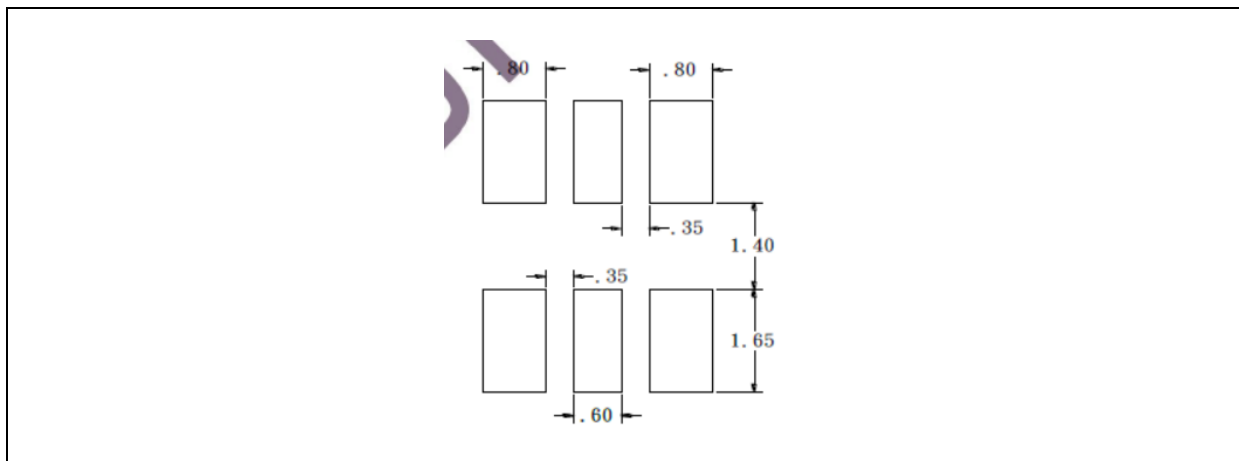
OUTLINE DIMENSION:

Package Dimension:



1. All dimensions are in millimetre (mm).
2. Tolerance $\pm 0.2\text{mm}$, unless otherwise noted.

Recommended Soldering Pad Dimension:



1. Dimensions are in millimetre (mm).
2. Tolerance $\pm 0.1\text{mm}$ with angle tolerance $\pm 0.5^\circ$.

BINNING GROUPS:

 Forward Voltage Classifications ($I_F = 140\text{mA}$):

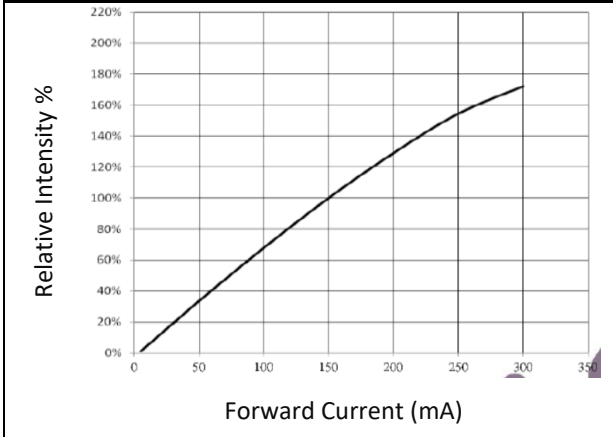
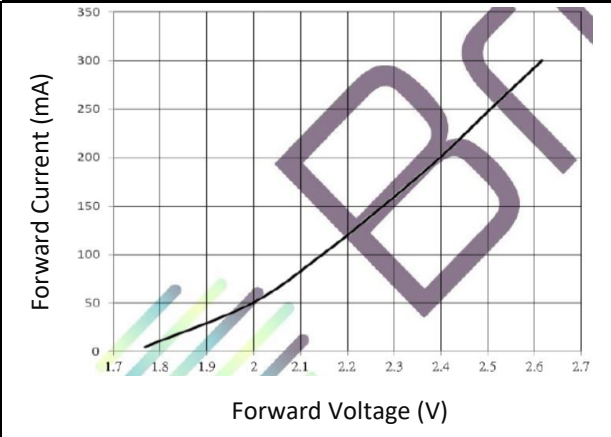
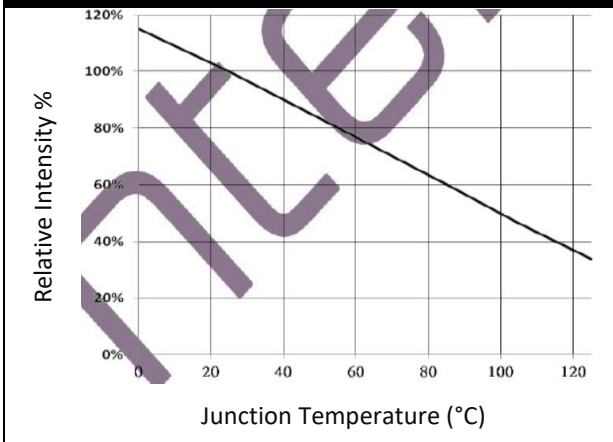
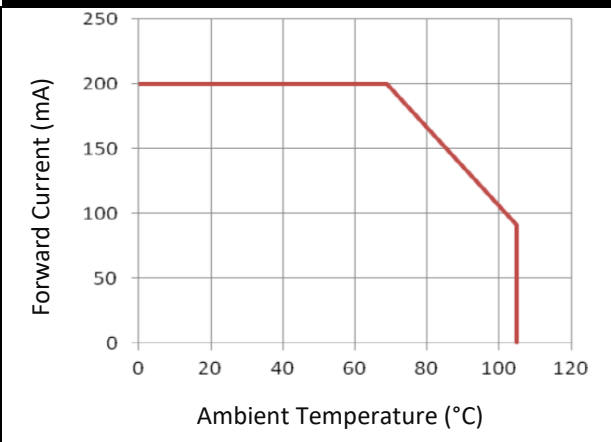
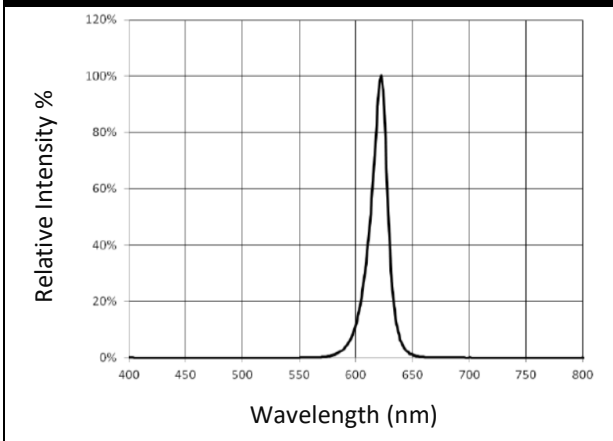
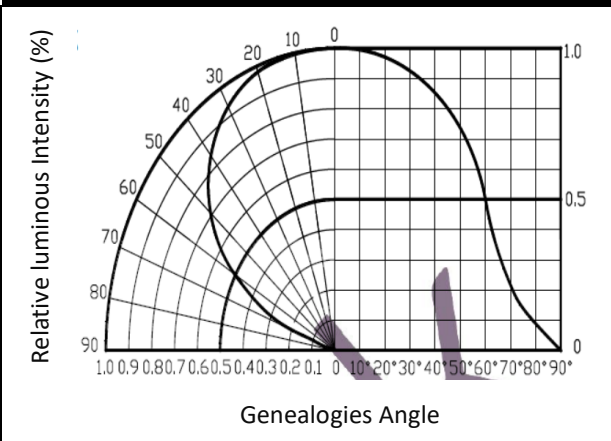
Code	Min.	Max.	Unit
D	1.9	2.1	V
E	2.1	2.3	
F	2.3	2.5	
G	2.5	2.7	

 Luminous Intensity Classifications ($I_F = 140\text{mA}$):

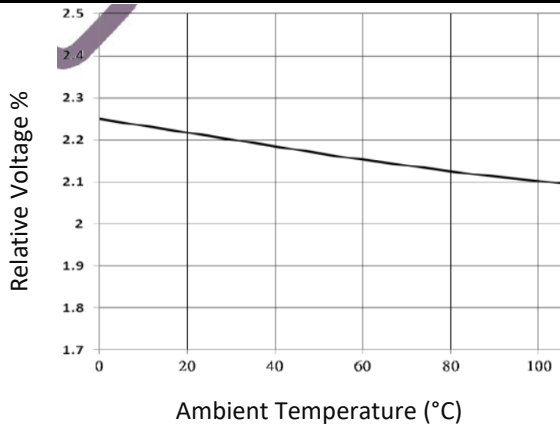
Code	Min.	Max.	Unit
21	4600	6000	mcd
22	6000	7800	
23	7800	10100	
24	10100	13130	
25	13130	17000	

 Dominant Wavelength Classifications ($I_F = 140\text{mA}$):

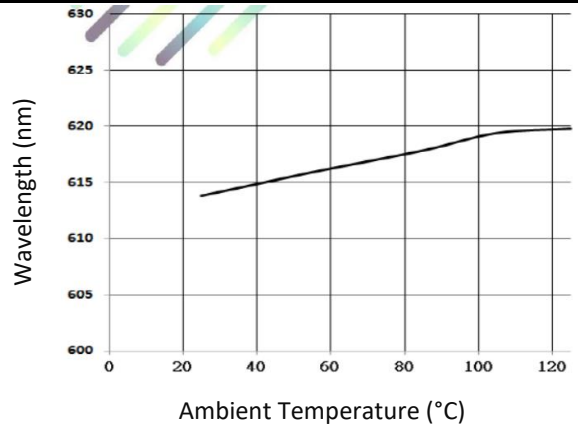
Code	Min.	Max.	Unit
E	609	612	nm
F	612	615	
G	615	618	
H	618	621	

ELECTRO-OPTICAL CHARACTERISTICS:
Relative Intensity v.s. Forward Current

Forward Current v.s. Forward Voltage

Relative Intensity v.s. Temperature

Forward Current Derating Curve

Relative Intensity v.s. Wavelength

Directive Radiation


Relative Voltage v.s. Temperature

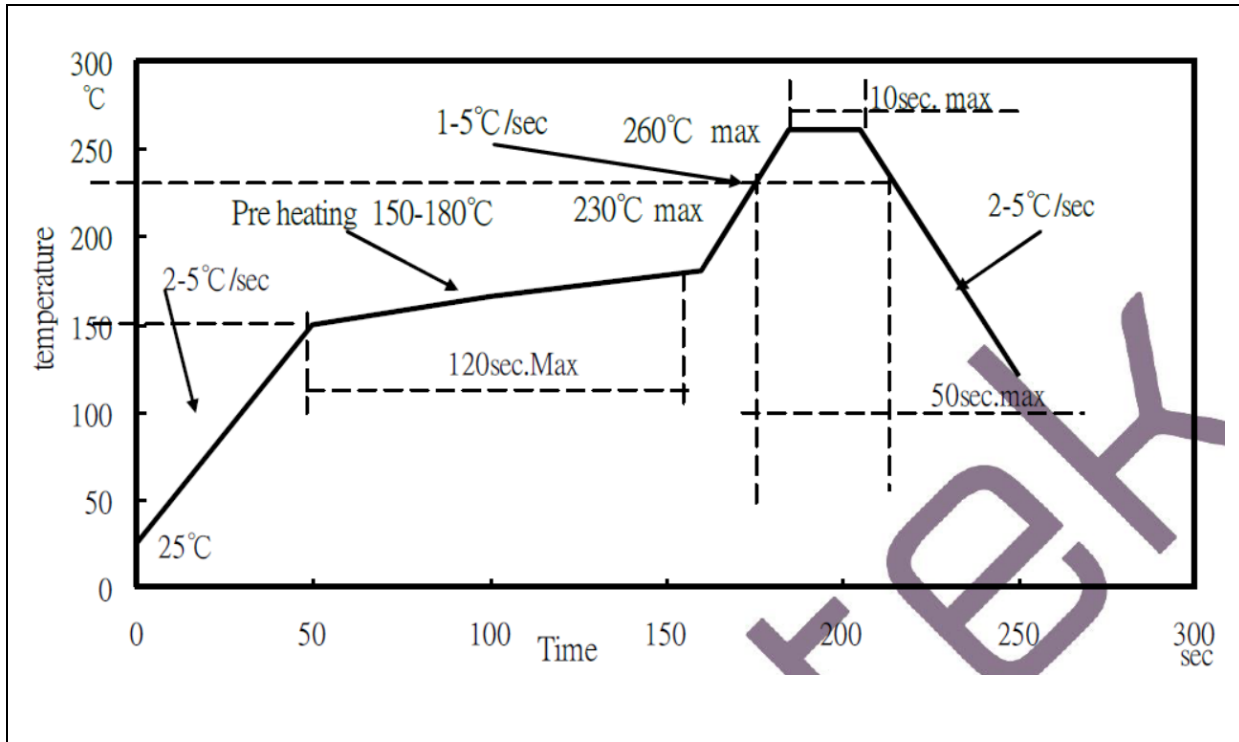


Wavelength Shift v.s. Temperature



RECOMMENDED SOLDERING PROFILE:

IR Reflow Lead-free Solder:

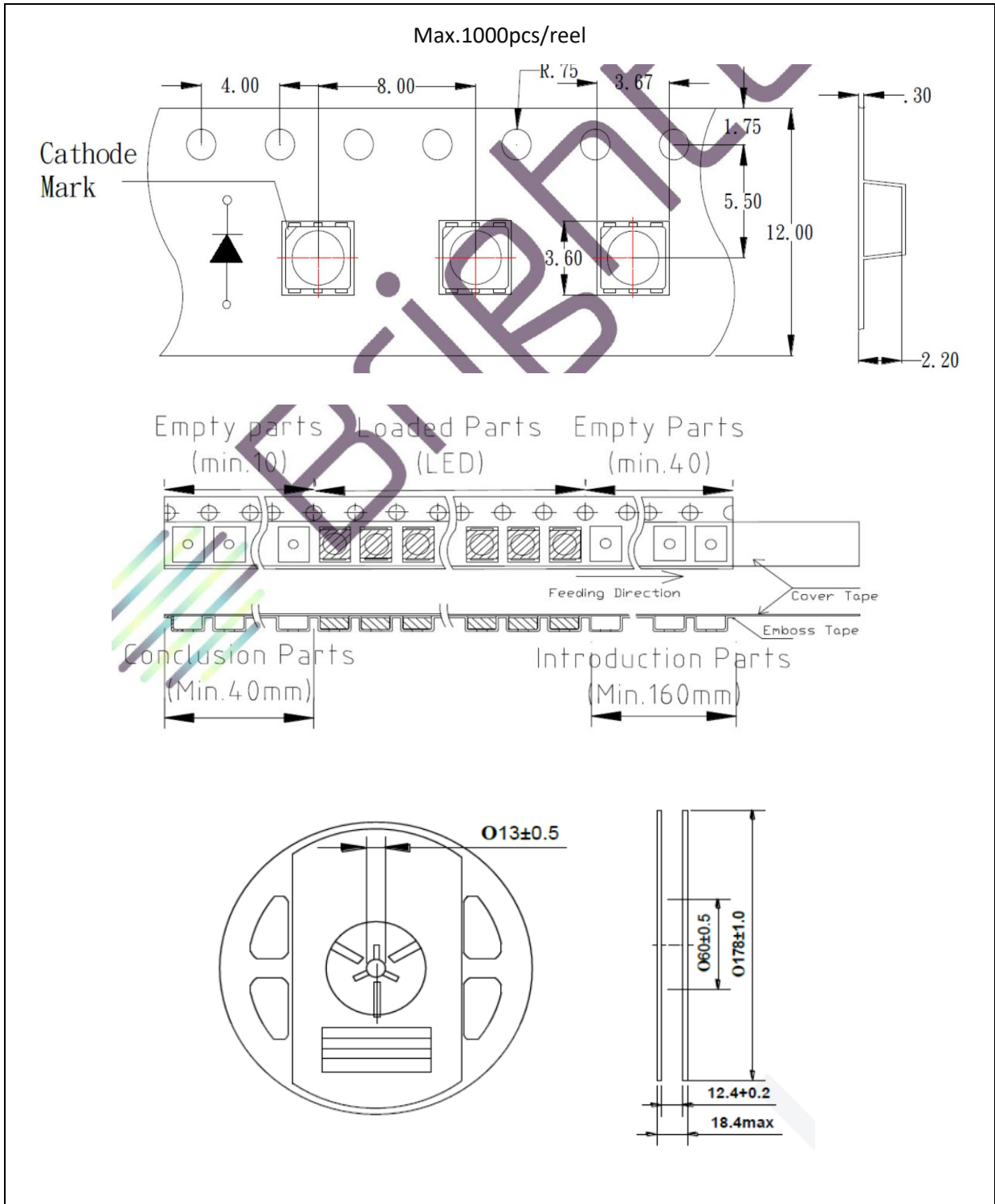


Note:

1. Maximum reflow soldering: 3 times.
2. Recommended reflow temperature 240°C. The maximum soldering temperature should be limited to 260°C.
3. Before, during, and after soldering, should not apply stress on the components and PCB board.

PACKING SPECIFICATION:

Reel Dimension:



PRECAUTIONS OF USE:

Storage:

It is recommended to store the products in the following conditions:

- Humidity: 60% R.H. Max.
- Temperature: 5°C~30°C (41°F ~86°F).

Shelf life in sealed bag: 12 months at 5°C~30°C and <60% R.H.

Once the package is opened, the products should be used within a week. Otherwise, they should be kept in a damp-proof box with desiccating agent <10% R.H. and apply baking before use.

Baking:

It is recommended to bake the LED before soldering if the pack has been unsealed for longer than 24hrs. The suggested baking conditions are as followings:

- 60±3°C x 6hrs and <5%RH, for reel package.

It's normal to see slight color fading of carrier (light yellow) after baking in process.

Testing Circuit:



Must apply resistor(s) for protection (over current proof).

Cleaning:

Use alcohol-based cleaning solvents such as isopropyl alcohol to clean the LED carrier / package. Avoid putting any stress force directly on to the LED lens.

ESD (Electrostatic Discharge):

Static Electricity or power surge will damage the LED. Use of a conductive wrist band or anti-electrosatic glove is recommended when handling the LED all time. All devices, equipment, machinery, work tables, and storage racks must be properly grounded.

In the events of manual working in process, make sure the devices are well protected from ESD at any time.

REVISION RECORD:

Version	Date	Summary of Revision
A1.0	19/01/2020	Datasheet set-up.
A1.1	03/10/2021	New datasheet format.