



BRIGHTTEK
BRIGHTTEK (EUROPE) LIMITED

Brighten Up The World With LED!



ISO/TS 16949:2009



BS EN ISO 14001:2004



QC 080000 IECQ HSPM

PRODUCT DATASHEET



- ▶ Subminiature SMD
- ▶ 2520 Series
- ▶ Green (525nm)

NOG08S22



Release Date: 13 November 2015 Version: A1.2



Subminiature 2520

2520 Series



FEATURES:

- **Package:** Subminiature SMD
- **Forward Current:** 20mA
- **Forward Voltage (typ.):** 3.7V
- **Luminous Intensity (typ.):** 1800mcd @20mA
- **Colour:** Green
- **Wavelength:** 525nm
- **Viewing angle:** 20°
- **Materials:**
 - Die: InGaN
 - Resin: Epoxy (Water Clear)
- **Operating Temperature:** -20~+80°C
- **Storage Temperature:** -30~+100°C
- **ESD:** 150V
- **Grouping parameters:**
 - Forward voltage
 - Luminous intensity
 - Dominant Wavelength
- **Soldering methods:** Reflow
- **Preconditioning:** acc. to JEDEC Level 3
- **Packing:** 12mm tape with 1500/reel, ø180mm (7")

APPLICATIONS:

- Backlighting
- Indication Light
- Switch light
- Dashboard

CHARACTERISTICS:

Absolute Maximum Characteristics (Ta=25°C)

Parameter	Symbol	Ratings	Unit
Forward Current	I_F	30	mA
Peak Forward Current Duty 1/10@10KHz	I_{FP}	100	mA
Reverse Current @5V	I_R	50	μ A
Power Dissipation	PD	120	mW
Electrostatic Discharge	ESD	150	V
Operating Temperature	T_{OPR}	-20~+80	°C
Storage Temperature	T_{STG}	-30~+100	°C

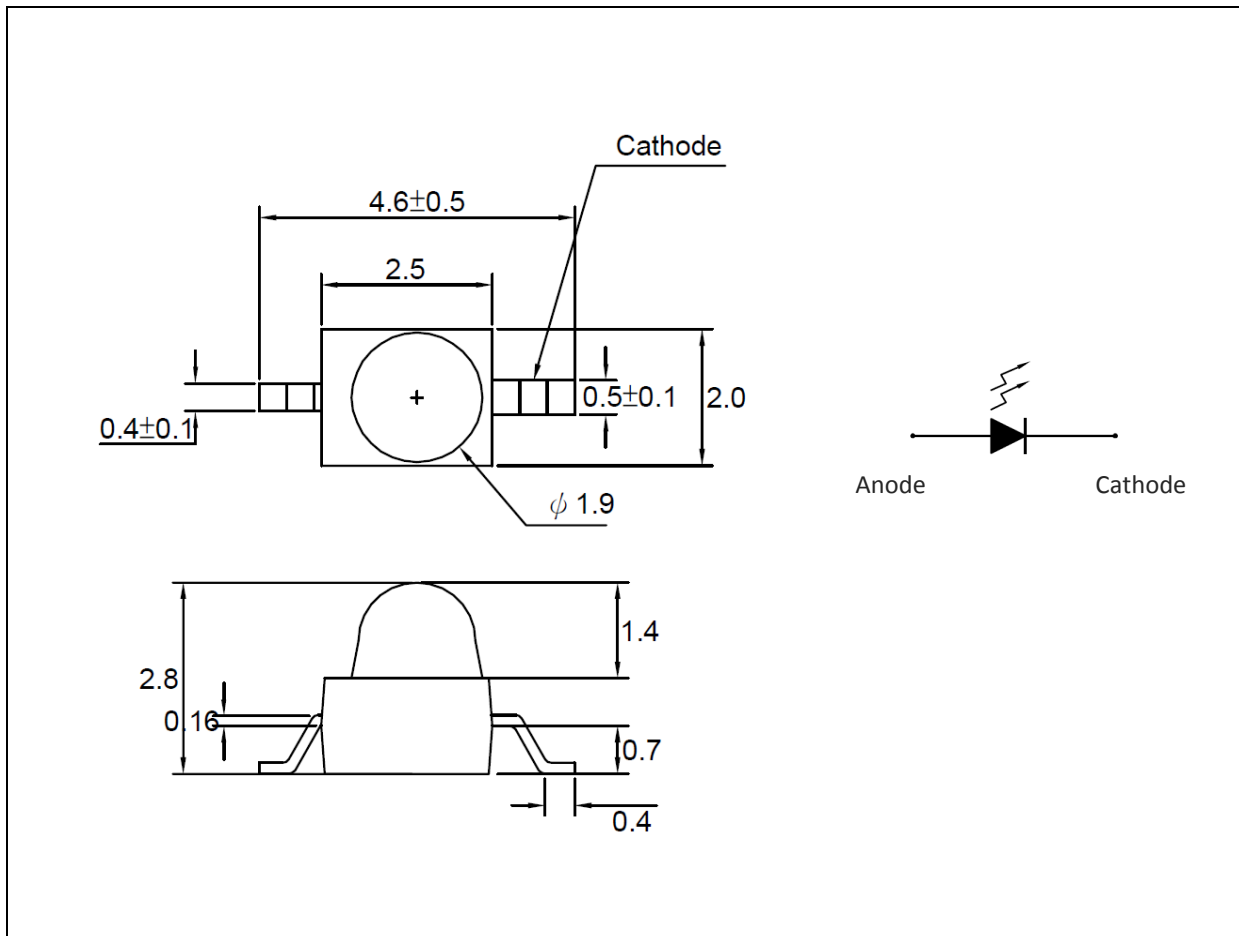
Electrical & Optical Characteristics (Ta=25°C)

Parameter	Symbol	Values			Unit	Test Condition
		Min.	Typ.	Max.		
Forward Voltage	V_F	3.5	---	4.0	V	$I_F=20mA$
Luminous Intensity	I_V	1100	1800	---	mcd	$I_F=20mA$
Dominant Wavelength	λ_D	---	525	---	nm	$I_F=20mA$
Spectral Line Half Bandwidth	$\Delta \lambda$	---	36	---	nm	$I_F=20mA$
Viewing Angle	$2\theta_{1/2}$	---	20	---	deg	$I_F=20mA$

1. Luminous intensity (I_V) $\pm 15\%$, Forward Voltage (V_F) $\pm 0.1V$, Viewing angle($2\theta_{1/2}$) $\pm 5\%$
2. IS standard testing

OUTLINE DIMENSION:

Package Dimension:



1. All dimensions are in millimetre (mm).
2. Tolerance ± 0.2 mm, unless otherwise noted.

BINNING GROUPS:

 Forward Voltage Classifications ($I_F = 20\text{mA}$):

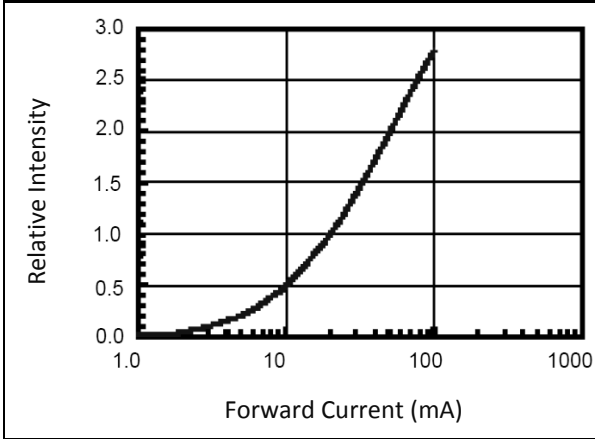
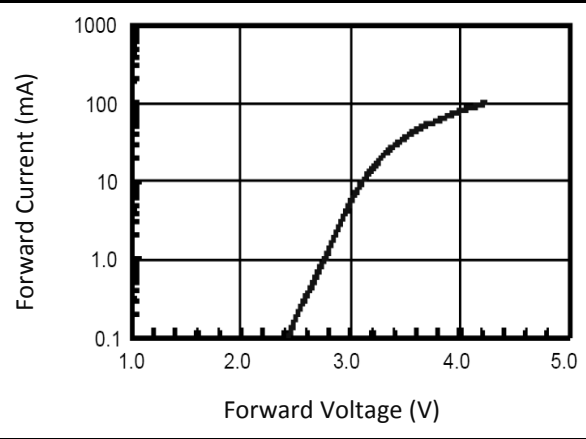
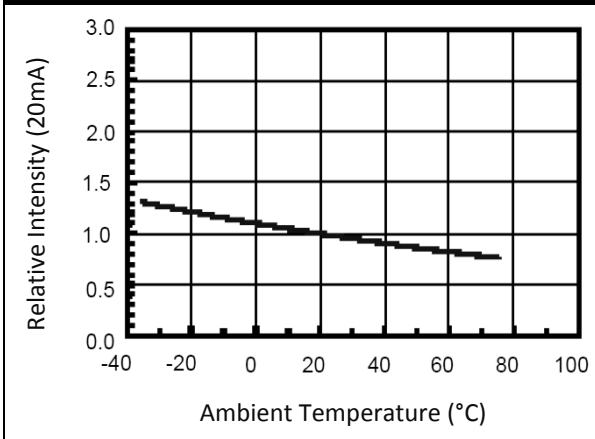
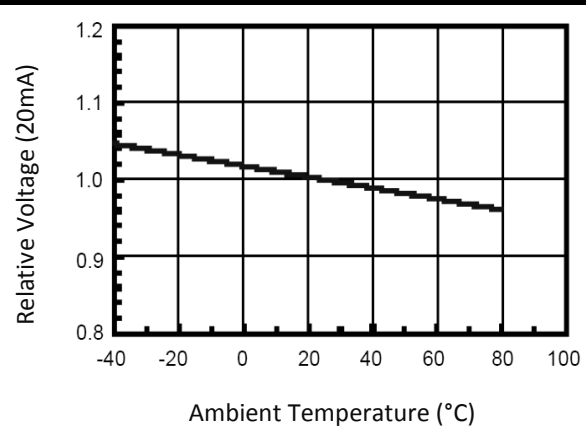
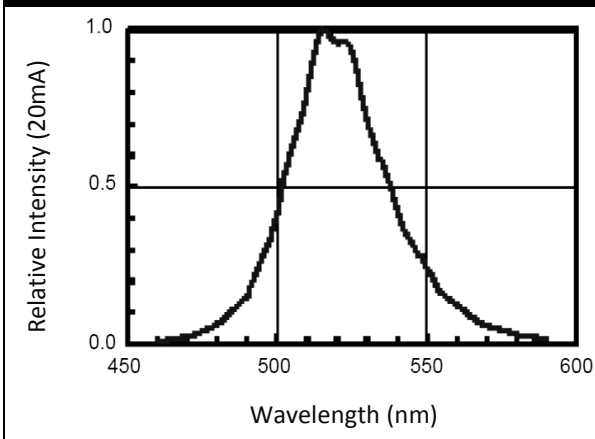
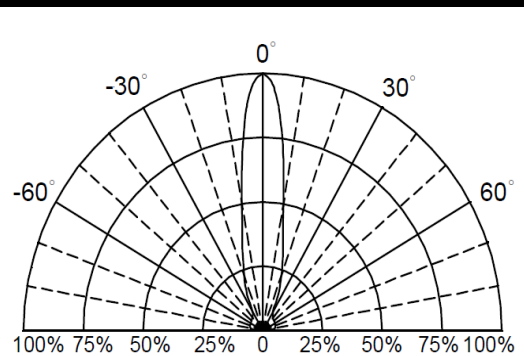
Code	Min.	Max.	Unit
1	3.4	3.5	V
2	3.5	3.6	
3	3.6	3.7	
4	3.7	3.9	
5	3.9	3.9	
6	3.9	4.0	

 Luminous Intensity Classifications ($I_F = 20\text{mA}$):

Code	Min.	Max.	Unit
G1	1100	1300	mcd
G2	1300	1500	
G3	1500	1700	
G4	1700	1900	
G5	1900	2100	
G6	2100	2300	

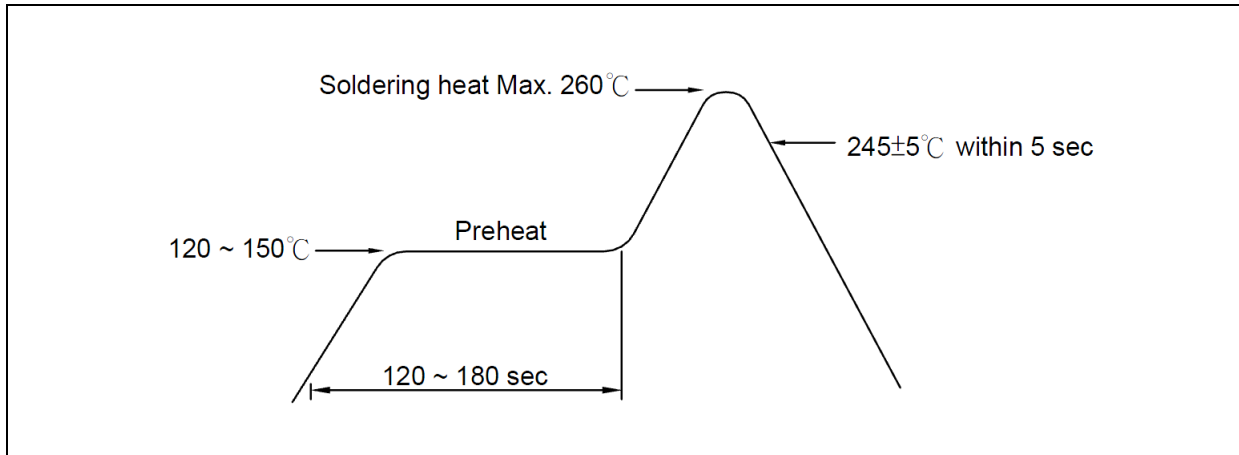
 Dominant Wavelength Classifications ($I_F = 20\text{mA}$):

Code	Min.	Max.	Unit
36	515	520	nm
37	520	525	
38	525	530	
39	530	535	

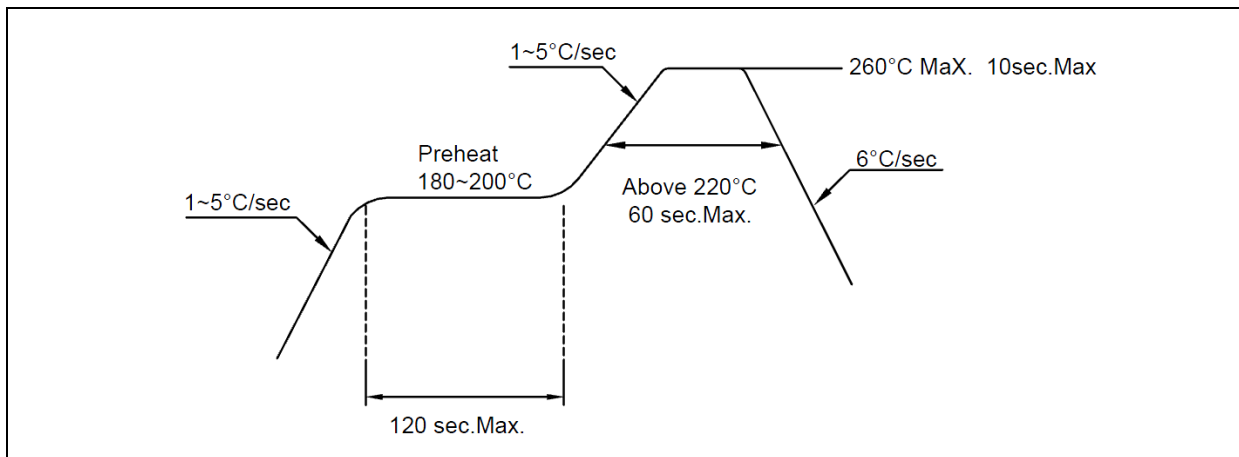
ELECTRO-OPTICAL CHARACTERISTICS:
Relative Intensity v.s. Forward Current

Forward Current v.s. Forward Voltage

Relative Intensity v.s. Temperature

Relative Forward Voltage v.s. Temperature

Relative Intensity v.s. Wavelength

Directive Radiation


RECOMMENDED SOLDERING PROFILE:

Wave Solder:



Lead-free Solder:

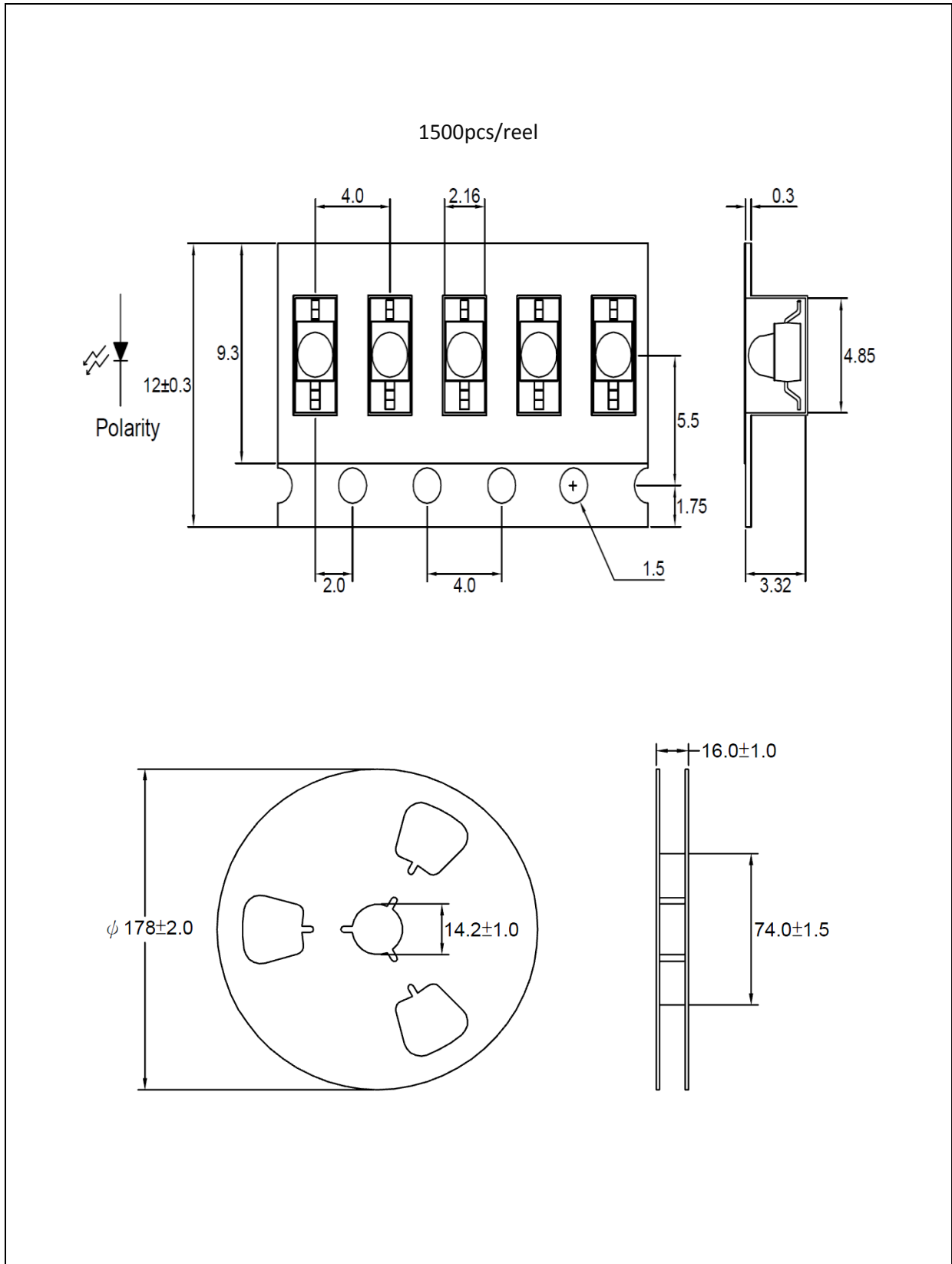


Note:

1. Maximum reflow soldering: 2 times.
2. Before, during, and after soldering, should not apply stress on the components and PCB board.

PACKING SPECIFICATION:

Reel Dimension:



PRECAUTIONS OF USE:

Storage:

It is recommended to store the products in the following conditions:

- Humidity: 60% R.H. Max.
- Temperature: 5°C~30°C (41°F ~86°F).

Shelf life in sealed bag: 12 month at 5°C~30°C and <60% R.H.

Once the package is opened, the products should be used within a week. Otherwise, they should be kept in a damp-proof box with desiccating agent and apply baking at 60°C±5°C for 15hrs before use.

Baking:

It is recommended to bake the LED before soldering if the pack has been unsealed for longer than 24hrs.

The suggested baking conditions are as followings:

- 70±3°C x 24hrs and <5%RH, taped / reel package.
- 100±3°C x 2hrs, bulk (loose) package.
- 130±3°C x 30min, bulk (loose) package.

It's normal to see slight color fading of carrier (light yellow) after baking in process.

Testing Circuit:



Must apply resistor(s) for protection (over current proof).

Cleaning:

Use alcohol-based cleaning solvents such as isopropyl alcohol to clean the LED carrier / package. Avoid putting any stress force directly on to the LED lens.

ESD (Electrostatic Discharge):

Static Electricity or power surge will damage the LED. Use of a conductive wrist band or anti-electrostatic glove is recommended when handling the LED all time. All devices, equipment, machinery, work tables, and storage racks must be properly grounded.

In the events of manual working in process, make sure the devices are well protected from ESD at any time.

REVISION RECORD:

Version	Date	Summary of Revision
A1.0	15/04/2014	Datasheet set-up.
A1.1	16/07/2014	P/N change from NOG08L16 to NOG08L22.
A1.2	13/11/2015	Part number change.